



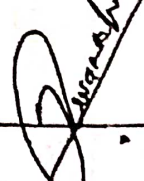

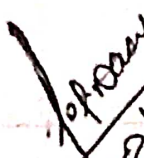
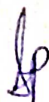



UG WORK DONE RECORD








PRE-CLINICAL AND CLINICAL EXERCISES.

Sr. No	Date	Topic	Sign.
1.	8 Mar 2018	Discussion and Classification of Periodontal Instruments.	
2.	29 Aug 18	Principles of Periodontal instrumentation	 29/8/18
3.	31 Aug 18	Pre-clinical exercise of Scaling on Cast mounted on articulator.	 31/8/18
4.	4 Sept 2018	Demonstration of Principles of instrumentation on Casts and exercise for the same	 4/9/18
5.	11 Sept 2018	Patient demo for Scaling and Oral hygiene Instructions	
6.	15 Feb 2019	Case History discussion and Patient demonstration	 15/2/19
7.	18 Feb 2019	Mechanical and chemical Plaque and Calculus Control.	 18/2/19

 Convenor
 NAAC Criteria No. _____
 V. V. S. Dental College & Hospital
 Amravati

 Dean
 Dental College & Hospital
 Camp Amravati

INDEX

S.No.	Date	OPD No.	Name of Patient	Treatment done	Staff Sign	Remark
1	31 Aug 2018	14494	Rachha Parmanu	Scaling (Supragingival)		
2	4 sept 2018	17862	Roshan Pakhale	Scaling (Supragingival)		
3	4 sept 2018	17863	Vivikesh Raibole	Scaling (sub- subragingival)		
4	6 sept 2018	18333	Praful Gaybiye	Supragingival Scaling		
5	14 sept 2019	33970	Suresh Bangwar	Supragingival Scaling		
6	24 sept 2019	19413	Santosh Wishwakaume	Supragingival Scaling		
7	30 sept 2019	13922	Devdas Popade	Supragingival Scaling		
8	23 Oct 2019	Vandana D. 19794	vandana Deshmukh	Supragingival Scaling		

CASE HISTORY (1)

Name- Radha Pawani
Age/Sex 30yr / M female

Date - 31-Aug-2018

OPD No. - 17494

Occupation - Housewife

Address - Belpura; Rawindas Nagar; Amravati

Chief Complaint - Patient complains of loosening of teeth, discolouration
foul smell with spacing in lower front region

History of Present Illness - Patient was apparently alright before 4 to 6
weeks then she noticed slight loosening of anterior teeth with
NO other associated symptoms.

Past Medical History - NO history of any disease such as Anaemia,
Hypertension, Diabetes, Arthritis
with NO drug therapy

Past Dental History - Extraction with Upper left Seven

Family History - No family member suffers from any Cardiovascular
disease, autoimmune disorder, mental disorder, Cancer

Personal History - Married; with two children which are alive
and well and does not suffer from any disease

Brushing Habit - Patient brushes 2 times a day with horizontal
brushing technique with Peo Six amount of toothpaste
with frequent water gargling and replaces her brush
after 9 to 10 months.

Para functional Habit - No habits of mouth breathing, thumb
sucking, Nailbiting, tongue thrusting, Bruxism.

Adverse Habit -

No adverse habits of Smoking, Pan chewing, Alcoholism
except chewing of digestives Sometimes.

Extra-Oral Examination

Facial Symmetry - Bilaterally Symmetrical.

TMJ - Bilaterally well synchronized and well coordinated
On both sides

Lip - Compliant, Coral Pink lips with no other abnormalities.

Lymphadenopathy - Non Palpable, Non tender.

Intra -Oral Examination -

*** Soft Tissue Examination -**

Tongue -

Floor of Mouth -

Buccal mucosa

Palate

} No ulceration on Soft tissues Such as
Tongue, floor of the mouth, Buccal Mucosa,
Palate

Hard Tissue Examination (Dental status)

Teeth Present -

8	7	6	5	4	3	2	1	1	2	3	4	5	6	8
7	6	5	4	3	2	1	1	2	3	4	5	6	7	8

Teeth Missing

8	7
---	---

Occlusion - Class I

Caries - Pit and fissure Caries

8	7	6	5	4	6	8
---	---	---	---	---	---	---

Restoration -

4	6	4	5	6	7	8
---	---	---	---	---	---	---

Hypersensitivity -

Contact Point - Open embrasure

1	1
---	---

 Diastema

2	1	1	2
---	---	---	---

Wasting Disease - No wasting disease like Attrition, Abrasion, erosion
Trauma from occlusion (Fremitus test) No injury due to occlusal forces

Plunger Cusp Normal intercuspal Relation

Stains Generalized Stains +

Calculus Localized Calculus

2	1	1	2
---	---	---	---

 ++

4

GINGIVAL STATUS

Region

Characteristics	Right Posterior Region		Anterior Region		Left Posterior Region	
	Max	Man	Max	Man	Max	Man
* Colour	Coral Pink	Coral Pink	Pink	Slight Red	Coral Pink	Coral Pink
* Shape & Contour	Scalloped flat independent	Scalloped flat interdent	Blunt with loose IAP	Blunt with loose IAP	Scalloped flat IAP interdent	Scalloped flat IAP interdent
* Consistency	Firm and Resilient	Firm & resilient	Soft & Shrunken	Soft, Shrunken and edematous	Firm & resilient	Firm & resilient
* Surface Texture	Stippled	Stippled	Stippling absent	Stippling absent	Stippled	Stippled
* Size	Increased	Increased	Increased	Increased	Increased	Increased
* Bleeding on Probing	Present	Absent	Present	Present	Present	Absent
* Exudation	Absent	Absent	Absent	Absent	Absent	Absent
* Position (Actual) of gingiva	At CEJ	At CEJ	At CEJ	Apical to CEJ	At CEJ	At CEJ

ORAL HYGIENE INDEX - SIMPLIFIED

Calculus index

16	11	26
1	2	1
1	2	1
46	31	36

= $\frac{8}{6}$
= 1.3
Fair

Debris index

16	11	26
1	3	1
1	3	1
46	31	36

= $\frac{10}{6}$
= 1.6
Fair

Total Score (OHI-S) C.I + D.I = 1.3 + 1.6 = 2.9

Poor

DEPARTMENT OF PERIODONTOLOGY
VYWS DENTAL COLLEGE AND HOSPITAL, AMRAVATI.

PG WORK DONE RECORD

Name of Student- Dr. Pallavi D. Yawale

Month :- July 2018

Sr.No.	Workdone	Number
1	Scaling and Root Planing	09
2	Minor Surgery (Assisted & Observed)	04
3	Major Surgery (Assisted & Observed)	03
4	Seminar Presented/Attended	03
5	Journal Club Presented/Assisted	02
6	Clinical Case discussion	01
7	Conference / Workshop Attended	01
8	Paper/Poster presentation	01
9	U.G. lecture Taken	—
10	Topic Discussion	02
11	Written Exam	02

Simran
31/7/18

SP

Convenor
NAAC Criteria No. _____
VYWS Dental College & Hospital
Amravati

R
Dean
Dental College & Hospital
Camp Amravati

①	Lecture attended on 'Surgical Anatomy of Periodontium'.	20/12/19 Friday	SP
②	Supra & subgingival scaling done.		
③	Supra & subgingival scaling done.		
①	Lecture attended on 'periodontal Abscess' by sameer sir.	21/12/19 Saturday	SP
②	pedagogy attended on 'mucogingival surgery'		
③	Supra & subgingival scaling done.		
①	O.P.D. done	23/12/19 Monday	SP
②	Supra & subgingival scaling done.		
③	suture removal done.		
④	Inspection.		
①	Ganesh Jadhav (19983) (26/M) CLP done ('osseous reduction') 1/1	24/12/19 Tuesday	SP
②	J.C. attended on tooth brushing & flossing technique by Min Aditi		
③	supra & subgingival scaling done		
①	Banti Rathi (25902) (35/F) Open flap debridement 1234567/124	26/12/19 Wednesday	SP
②	Shobha Sathre (29/F) Supra & subgingival scaling done.		
③	J.C. attended on 'Anatomic locations Greater palatine Foramen' - by Minu.		
④	suture removal done.		

Dean
Dental College & Hospital
Csmr Amravati