

PROGRAMME SPECIFIC ATTRIBUTES: DENTAL GRADUATES ARE TRAINED TO BE COMPETENT TO:

1. Educate and motivate the society for maintenance of oral health.
2. Diagnose aberrations in maxillofacial region
3. Use the recent diagnostic aids and interpret data, aiding in accurate diagnosis
4. Recognise causative factors for diverse oral health care problems
5. Perform procedures to prevent the oral health problems
6. Perform interceptive procedures to reduce the severity of the oral health related problems

EVALUATION OF ATTAINED COMPETENCIES IN DENTAL GRADUATES ARE ARTICULATED IN TERMS OF:

1. Knowledge and understanding of the subject
2. Practical/Clinical skills
3. Inter-professional relationships
4. Communication skills
5. Orientation towards research
6. Ability to adapt to the changes and advancements in technology and engage in independent and life long learning
7. Ability to address oral health care issues at a community level
8. Ability to develop sustainable solutions and understand their effect on society and environment
9. Ability to understand the effect of maxillofacial health care solutions on legal, cultural, social and public health and safety effects.


METHODS OF ASSESSMENT OF LEARNING OUTCOMES AND GRADUATE ATTRIBUTES

• **Conventional Methods**

- Tests (answering the defined set of questions) – Three internal assessment exams per year
- One on one viva-voce - Three internal assessment exams per year
- Practical exams - Three internal assessment exams per year
- Case presentations
- Seminar and Journal club presentations
- Pedagogy

- **Innovative methods**

- MCQ Tests
- Open text-book tests
- Group discussions
- Online Question answer tests
- Patient Case Management/Chair side viva
- OSCE
- OSPE
- Critical Appraisals
- Case Sheet Discussions
- Clinical Competency Assessment by comparing pre-and post-operative parameters
- Identification of displayed specimens in a specified time limit
- Feedbacks from Patients and relatives
- Picture tests
- X ray tests
- Diagram tests
- Microscope based tests



Microscope-based test



Seminar Presentation



Chair-side Viva



Group Discussions



X-Ray Test



Case-Sheet Discussion





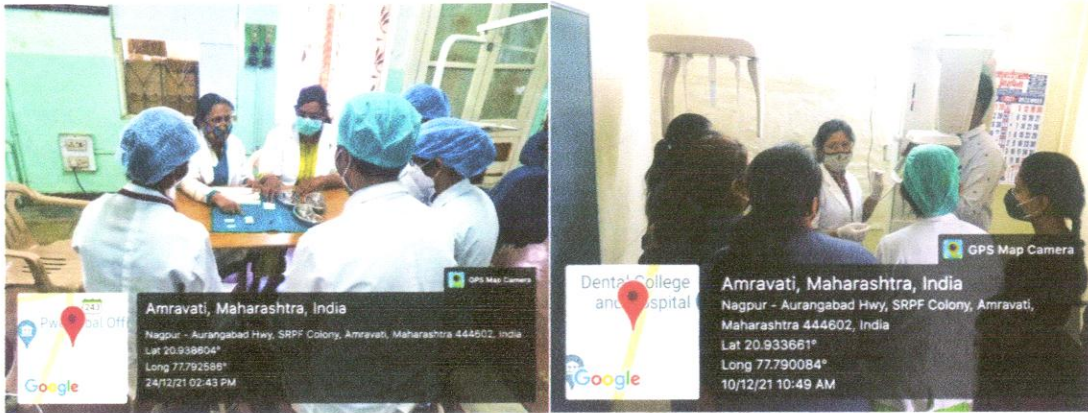
Diagram Test



Chair-side Viva



Pre-clinical Tests



Identification of Instruments

Teaching radiographic techniques